



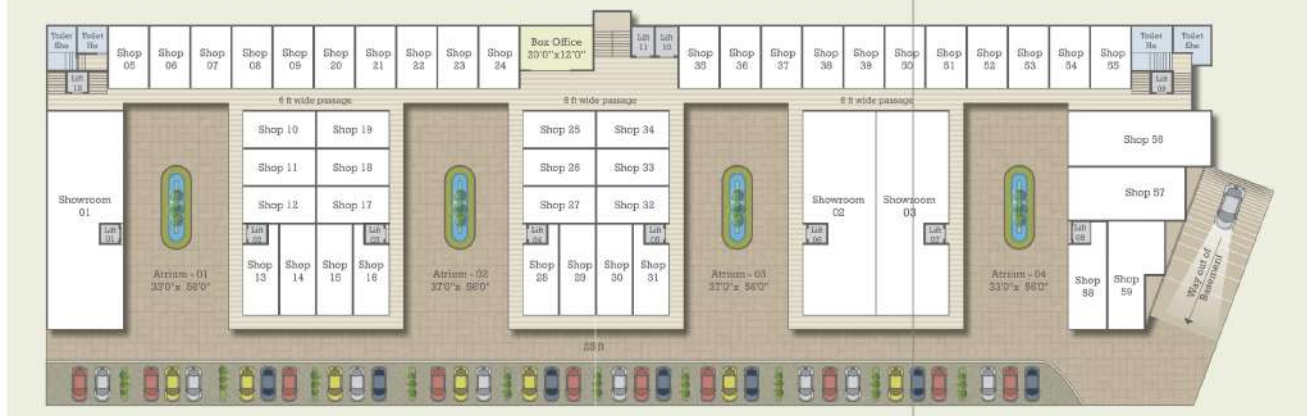
Master Plan



Basement Parking Plan

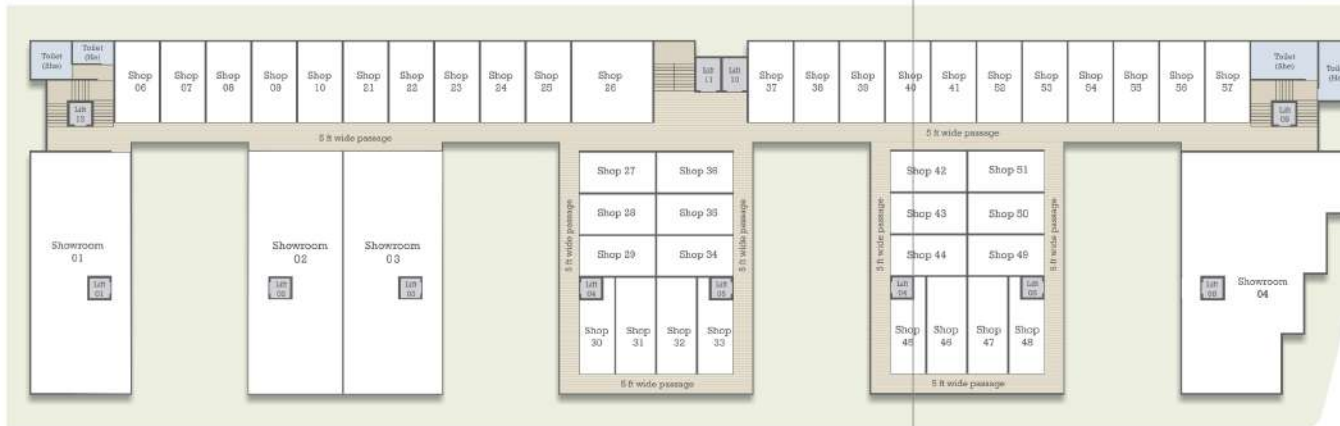


TOWER A
Ground Floor Plan



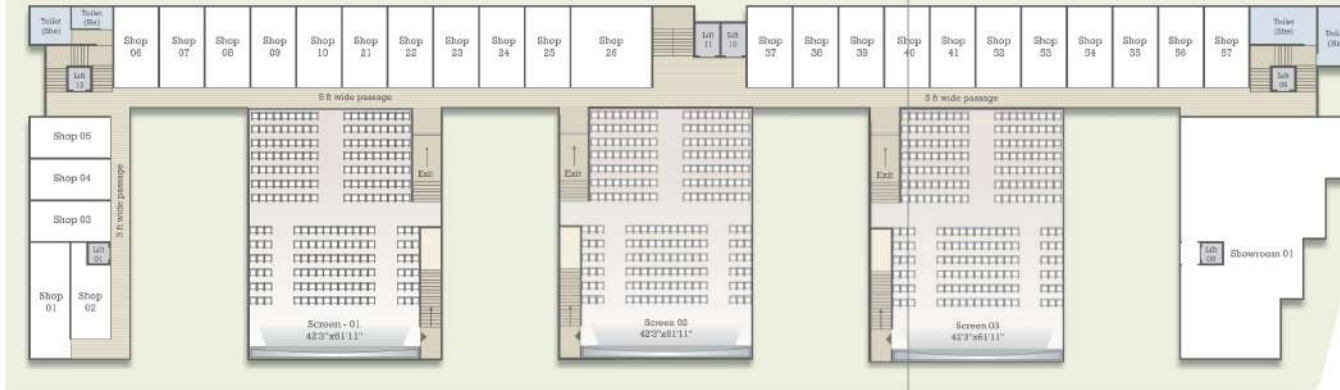
Shop No.	Carpet Area	S.B.A	Shop No.	Carpet Area	S.B.A
5	11'0" x 17'2"	320	29	9'10" x 25'0"	417
6	11'0" x 17'2"	320	30	9'10" x 25'0"	417
7	11'0" x 17'2"	320	31	9'10" x 25'0"	350
8	11'0" x 17'2"	320	32	20'0" x 10'0"	340
9	11'0" x 17'2"	320	33	20'0" x 10'0"	340
10	20'0" x 10'0"	340	34	20'0" x 10'0"	340
11	20'0" x 10'0"	340	35	11'0" x 17'2"	320
12	20'0" x 10'0"	340	36	11'0" x 17'2"	320
13	9'10" x 25'0"	350	37	11'0" x 17'2"	320
14	9'10" x 25'0"	417	38	11'0" x 17'2"	320
15	9'10" x 25'0"	417	39	11'0" x 17'2"	320
16	9'10" x 25'0"	360	40	11'0" x 17'2"	320
17	20'0" x 10'0"	340	41	11'0" x 17'2"	320
18	20'0" x 10'0"	340	42	11'0" x 17'2"	320
19	20'0" x 10'0"	340	43	11'0" x 17'2"	320
20	11'0" x 17'2"	320	44	11'0" x 17'2"	320
21	11'0" x 17'2"	320	45	11'0" x 17'2"	320
22	11'0" x 17'2"	320	46	39'4" x 10'0"	1001
23	11'0" x 17'2"	320	47	32'0" x 14'7"	729
24	11'0" x 17'2"	320	48	10'8" x 23'8"	422
25	20'0" x 10'0"	340	49	10'0" x 29'10"	646
26	20'0" x 10'0"	340	50	21'0" x 60'2"	2036
27	20'0" x 10'0"	340	51	19'0" x 56"	1807
28	9'10" x 25'0"	350	52	19'0" x 36"	1607

TOWER A
First Floor Plan



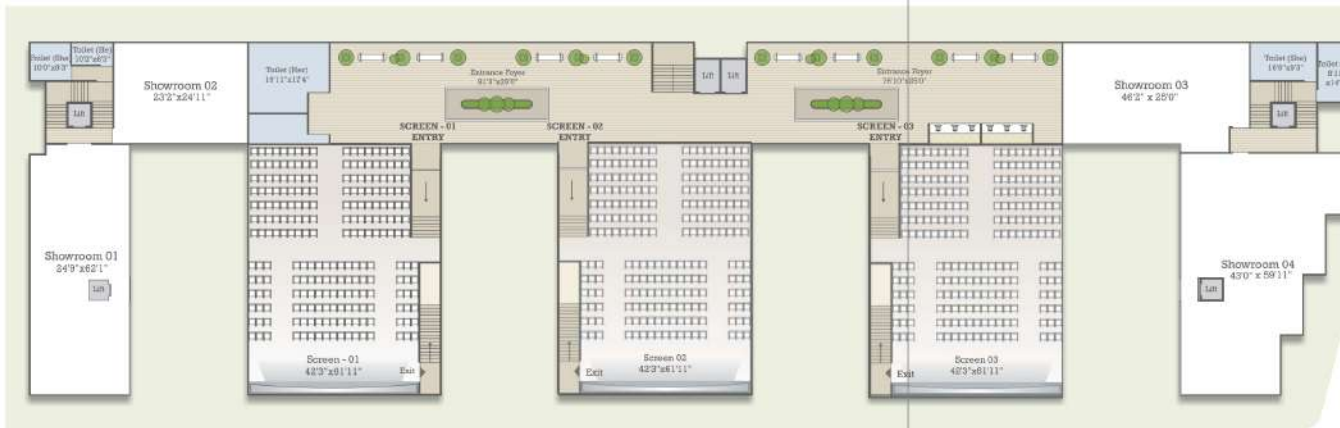
Shop No.	Carpet Area	S.B.A	Shop No.	Carpet Area	S.B.A
6	11'0" x 20'2"	376	39	11'0" x 20'2"	376
7	11'0" x 20'2"	376	40	11'0" x 20'2"	376
8	11'0" x 20'2"	376	41	11'0" x 20'2"	376
9	11'0" x 20'2"	376	42	19' x 10'	323
10	11'0" x 20'2"	376	43	19' x 10'	323
21	11'0" x 20'2"	376	44	19' x 10'	323
22	11'0" x 20'2"	376	45	8'10" x 24'	303
23	11'0" x 20'2"	376	46	8'10" x 24'	400
24	11'0" x 20'2"	376	47	8'10" x 24'	400
25	11'0" x 20'2"	376	48	8'10" x 24'	303
26	20'0" x 20'2"	686	49	19' x 10'	323
27	19'0" x 10'0"	323	50	19' x 10'	323
28	19'0" x 10'0"	323	51	19' x 10'	323
29	19'0" x 10'0"	323	52	11'0" x 20'2"	376
30	8'10" x 24'0"	303	53	11'0" x 20'2"	376
31	8'10" x 24'0"	400	54	11'0" x 20'2"	376
32	8'10" x 24'0"	400	55	11'0" x 20'2"	376
33	8'10" x 24'0"	303	56	11'0" x 20'2"	376
34	19'0" x 10'0"	323	57	11'0" x 20'2"	376
35	19'0" x 10'0"	323	58	24'0" x 62'11"	2839
36	19'0" x 10'0"	323	59	24'0" x 62'11"	2840
37	11'0" x 20'2"	376	60	24'0" x 62'11"	2840
38	11'0" x 20'2"	376	61	43'0" x 59'11"	3308

TOWER A
Third Floor Plan



Shop No.	Carpet Area	S.B.A	Shop No.	Carpet Area	S.B.A
1	8'10" x 28'0"	483	25	11'0" x 20'2"	376
2	8'10" x 24'0"	343	26	20'0" x 20'2"	685
3	20'0" x 10'0"	340	27	11'0" x 20'2"	376
4	20'0" x 10'0"	340	28	11'0" x 20'2"	376
5	20'0" x 10'0"	340	29	11'0" x 20'2"	376
6	11'0" x 20'2"	376	30	11'0" x 20'2"	376
7	11'0" x 20'2"	376	31	11'0" x 20'2"	376
8	11'0" x 20'2"	376	32	11'0" x 20'2"	376
9	11'0" x 20'2"	376	33	11'0" x 20'2"	376
10	11'0" x 20'2"	376	34	11'0" x 20'2"	376
21	11'0" x 20'2"	376	35	11'0" x 20'2"	376
22	11'0" x 20'2"	376	36	11'0" x 20'2"	376
23	11'0" x 20'2"	376	37	11'0" x 20'2"	376
24	11'0" x 20'2"	376	Showroom 01	43'0" x 88'11"	3308

TOWER A
Fourth Floor Plan



Showroom	Carpet Area	S.B.A
Showroom 1	24'9" x 62'1"	2600
Showroom 2	23'2" x 24'11"	862
Showroom 3	46'2" x 25'0"	1962
Showroom 4	45'0" x 59'11"	3308



TOWER B
Typical Floor Plan





TOWER E Floor Plan



TOWER F Floor Plan





TOWER G
Floor Plan



2 BHK
SBA : 1250 sq.ft.



TOWER H
Floor Plan



3 BHK - SBA : 1846 sq. ft.

3 BHK - SBA : 1787 sq. ft.